

# KAPLAN POOLED SUPER TRUST

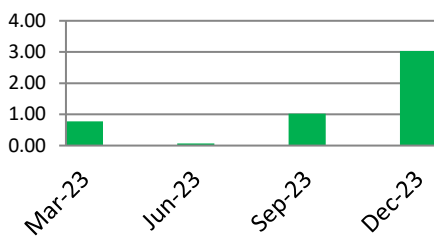
RSE Registration No. R1001228

## Investment Report – December 2023

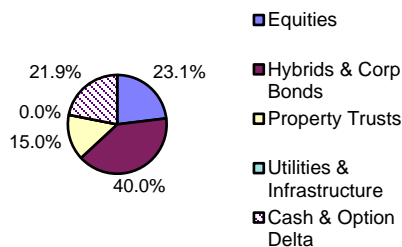
### Investment Objective

The investment approach of the Manager is active, value orientated, risk averse and disciplined. The key objective of the Fund is to achieve long term returns in excess of the growth in the S&P/ASX 200 Accumulation Index by investing in a diversified portfolio of Australian listed securities and property trusts with an absolute return approach to investments.

### % Quarterly Returns (Accum Unit)



### Fund Allocation



### Fund Details

	Accumulation	Pension
Unit Price	\$7.3593	\$7.8211
Application Price	\$7.3777	\$7.8407
Redemption Price	\$7.3409	\$7.8015

Fund Size	\$34m
Minimum Investment	\$25,000

Buy/Sell Spread	0.50%
Management Fee	0.85%pa
Performance Fee	15%
(on excess return)	

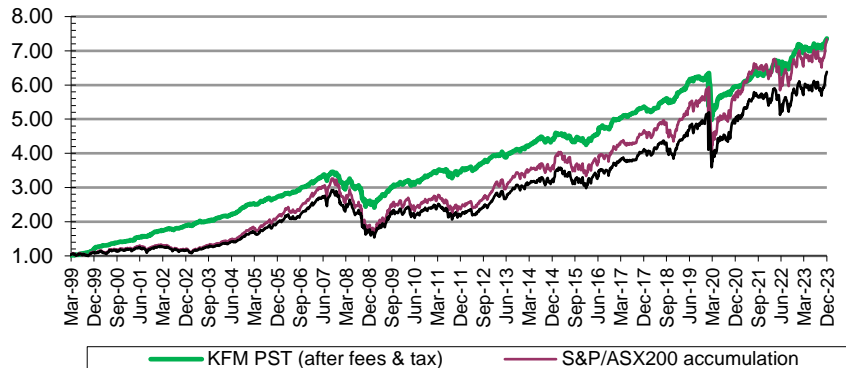
### Manager

Kaplan Funds Management Pty Limited  
 AFS Licence 240815  
 Suite 607, 180 Ocean Street,  
 Edgecliff, NSW 2027 Australia  
 Ph: 61 2 8917 0300  
 Fax: 61 2 8917 0355  
[www.kaplanfunds.com.au](http://www.kaplanfunds.com.au)

### Trustee

Diversa Trustees Limited  
 RSE Licence Number L0000635

### Cumulative Return (Accumulation Unit Value \$1.00 at Inception)



### % Performance to 31 December 2023

Accumulation Unit	Incept %pa <sup>^</sup>	10 Yr %pa	5 Yr %pa	3 Yr %pa	2 Yr %pa	1 Yr %pa	FYTD %	Qtr %	Mth %
Return after Fees and Tax	8.34	5.92	5.67	7.38	6.96	4.97	4.09	3.04	2.90
ASX 200 Accum. Index	8.32	7.93	10.28	9.24	5.45	12.42	7.57	8.40	7.26
Relative Performance	0.01	-2.01	-4.61	-1.86	1.50	-7.45	-3.47	-5.36	-4.35
<i>Fund</i>									
Volatility/Risk	6.9%	6.8%	8.3%	5.6%	6.5%	5.7%	5.9%		
<i>ASX 200</i>									
Volatility/Risk	14.5%	14.1%	16.6%	13.5%	16.1%	13.0%	15.4%		

<sup>^</sup>Inception date 5/2/99. FYTD= financial year to date

Pension Unit	Incept %pa <sup>^</sup>	7Yr %pa	5 Yr %pa	3 Yr %pa	2 Yr %pa	1 Yr %pa	FYTD %	Qtr %	Mth %
Return after Fees	7.28	6.61	6.57	8.51	8.14	6.44	5.27	4.16	3.14
ASX 200 Accum. Index	8.97	8.51	10.28	9.24	5.45	12.42	7.57	8.40	7.26
Relative Performance	-1.69	-1.90	-3.71	-0.73	2.69	-5.98	-2.30	-4.23	-4.12

<sup>^</sup>Inception date 31/8/15. FYTD= financial year to date. Pension unit is tax exempt.

**\* Past Performance is not indicative of future performance.** Neither the Manager nor any of its associates are liable for or guarantee performance or repayment of capital of the Fund. Applications for the Fund are only available by completing the form attached to the Fund's Information Memorandum available from the Manager. We believe the information displayed is accurate and reliable, but no warranty of accuracy or reliability is given and no responsibility arising in any way for errors or omissions is accepted by Kaplan Funds Management Pty Limited